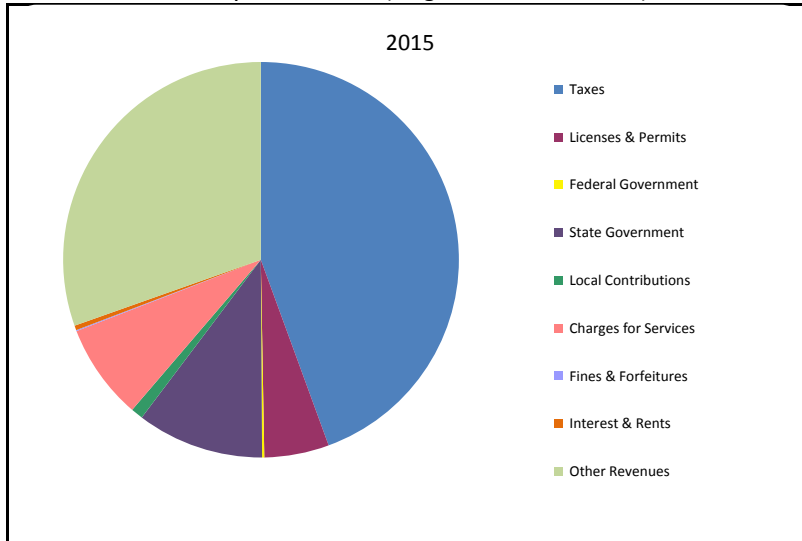


CITIZENS' GUIDE TO LOCAL UNIT FINANCES - Pittsfield Charter Township - Washtenaw

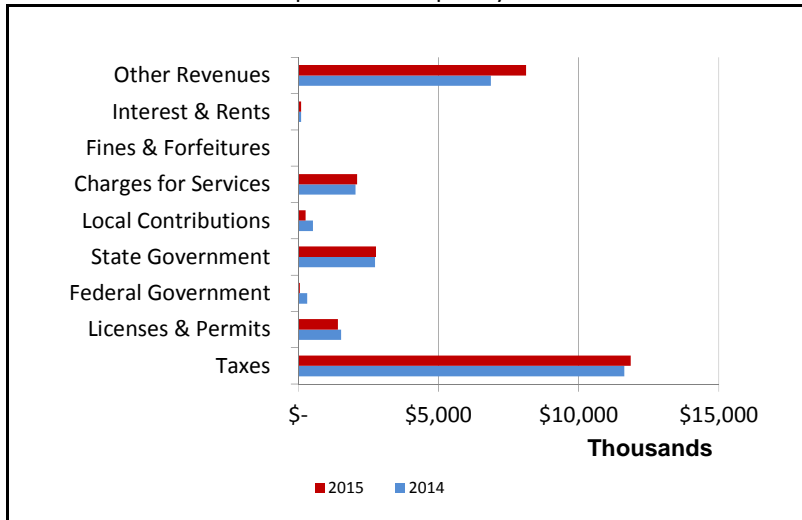
1. Where our money comes from (all governmental funds)



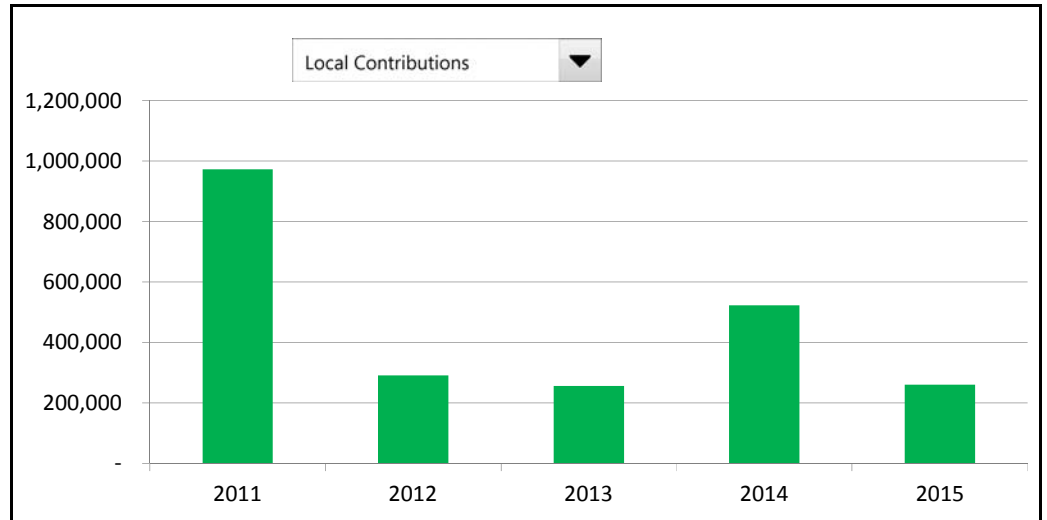
2. Compared to the prior year

	2014	2015	Change
Taxes	\$ 11,623,369	\$ 11,855,540	2.00%
Licenses & Permits	\$ 1,530,913	\$ 1,413,720	-7.66%
Federal Government	\$ 315,937	\$ 50,864	-83.90%
State Government	\$ 2,732,344	\$ 2,769,191	1.35%
Local Contributions	\$ 523,313	\$ 260,561	-50.21%
Charges for Services	\$ 2,041,127	\$ 2,095,199	2.65%
Fines & Forfeitures	\$ 22,387	\$ 21,870	-2.31%
Interest & Rents	\$ 98,047	\$ 98,510	0.47%
Other Revenues	\$ 6,871,158	\$ 8,118,513	18.15%
Total Revenues	\$ 25,758,595	\$ 26,683,968	3.59%

3. Revenue sources - compared to the prior year



4. Historical trends of individual sources

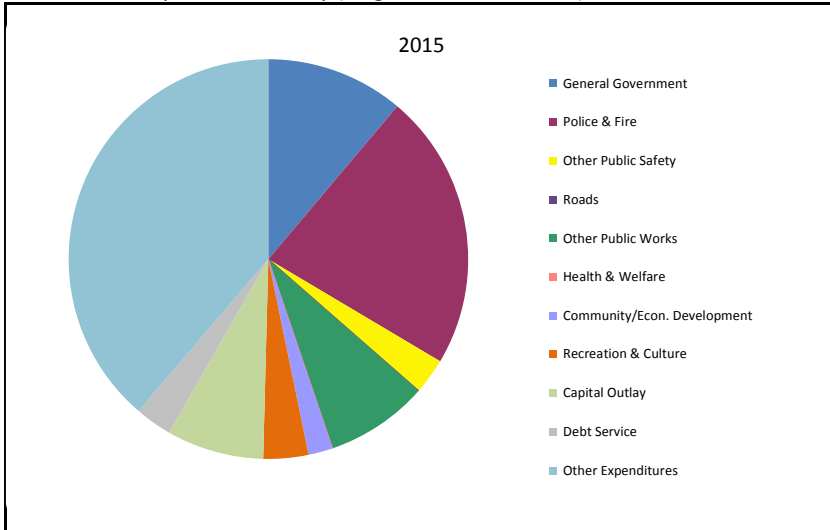


Commentary:

For more information on our unit's finances, contact Tracy Watkins at 734-822-3110.

CITIZENS' GUIDE TO LOCAL UNIT FINANCES - Pittsfield Charter Township - Washtenaw

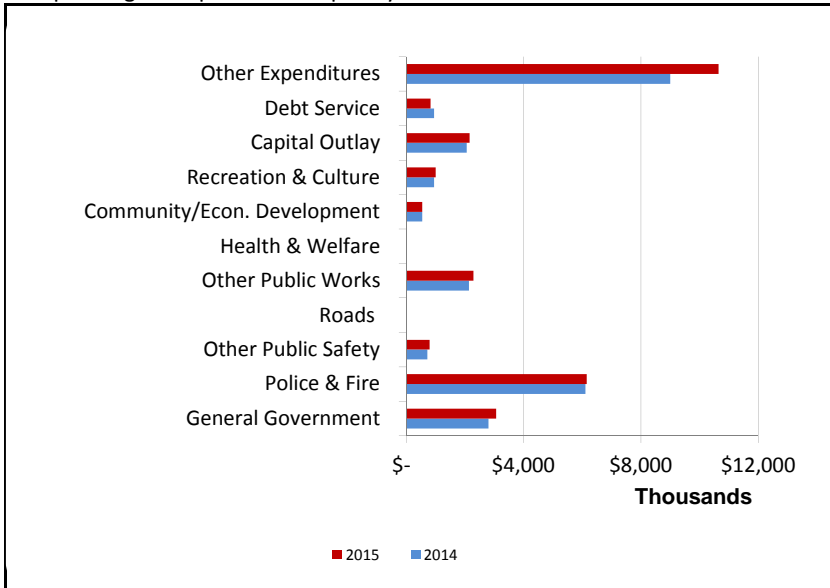
1. Where we spend our money (all governmental funds)



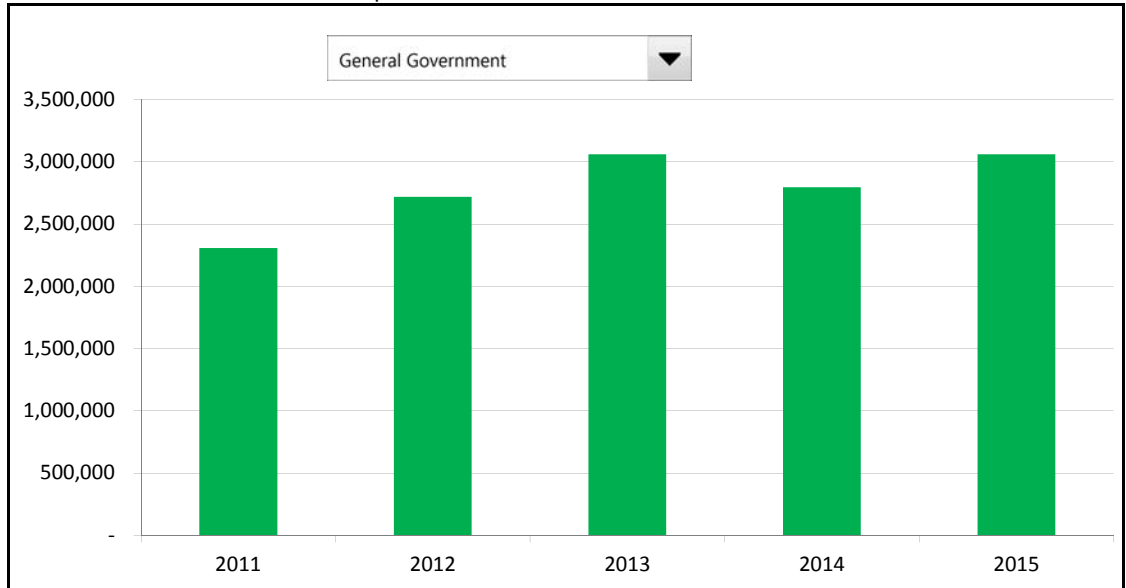
2. Compared to the prior year

	2014	2015	Change
General Government	\$ 2,795,746	\$ 3,061,594	9.51%
Police & Fire	\$ 6,108,315	\$ 6,147,070	0.63%
Other Public Safety	\$ 715,913	\$ 795,614	11.13%
Roads	\$ -	\$ -	N/A
Other Public Works	\$ 2,134,122	\$ 2,291,695	7.38%
Health & Welfare	\$ -	\$ -	N/A
Community/Econ. Development	\$ 544,519	\$ 543,823	-0.13%
Recreation & Culture	\$ 940,880	\$ 998,798	6.16%
Capital Outlay	\$ 2,054,885	\$ 2,156,575	4.95%
Debt Service	\$ 939,526	\$ 820,808	-12.64%
Other Expenditures	\$ 8,992,993	\$ 10,639,968	18.31%
Total Expenditures	\$ 25,226,899	\$ 27,455,945	8.84%

3. Spending - compared to the prior year



4. Historical trends of individual departments:

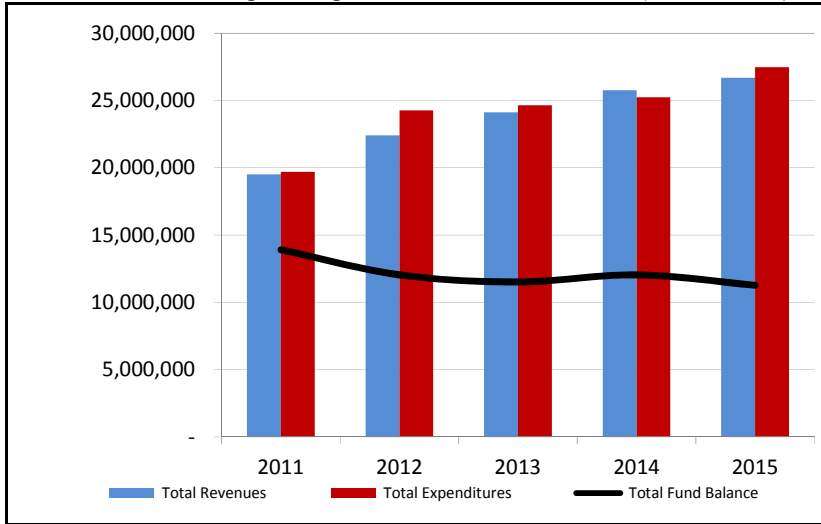


Commentary:

For more information on our unit's finances, contact Tracy Watkins at 734-822-3110.

CITIZENS' GUIDE TO LOCAL UNIT FINANCES - Pittsfield Charter Township - Washtenaw

1. How have we managed our governmental fund resources (fund balance)

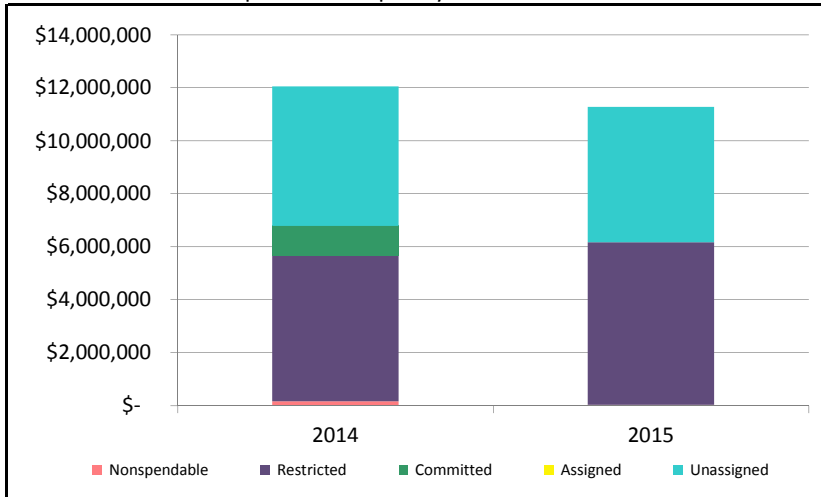


2. Compared to the prior year

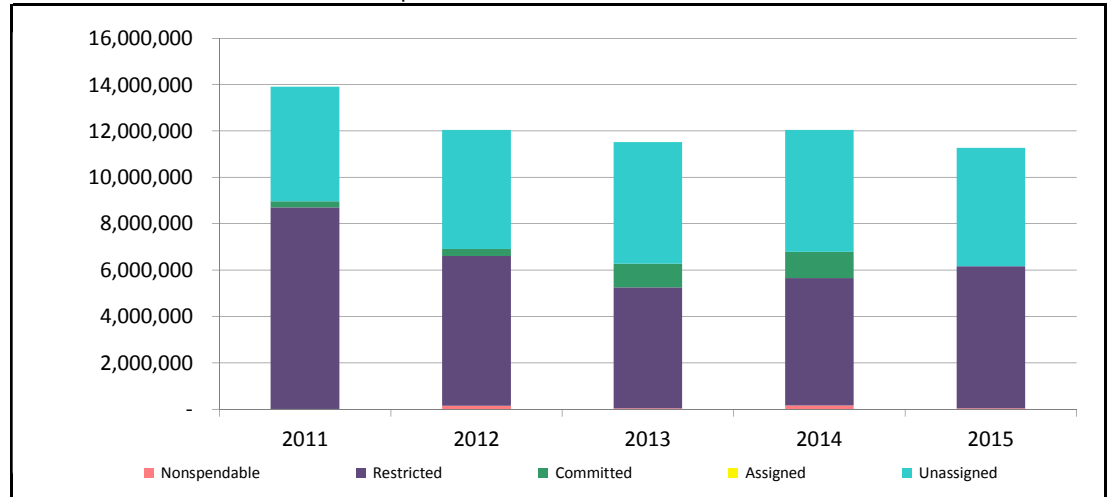
	2014	2015	Change
Revenues	\$ 25,758,595	\$ 26,683,968	3.59%
Expenditures	\$ 25,226,899	\$ 27,455,945	8.84%
Surplus (Shortfall)	\$ 531,696	\$ (771,977)	-245.19%

Fund balance, by component:	2014	2015	Change
Nonspendable	\$ 163,691	\$ 28,271	-82.73%
Restricted	\$ 5,483,842	\$ 6,142,199	12.01%
Committed	\$ 1,134,887	\$ -	-100.00%
Assigned	\$ -	\$ -	N/A
Unassigned	\$ 5,267,352	\$ 5,107,325	-3.04%
Total Fund Balance	\$ 12,049,772	\$ 11,277,795	-6.41%

3. Fund balance - compared to the prior year



4. Historical trends of individual components

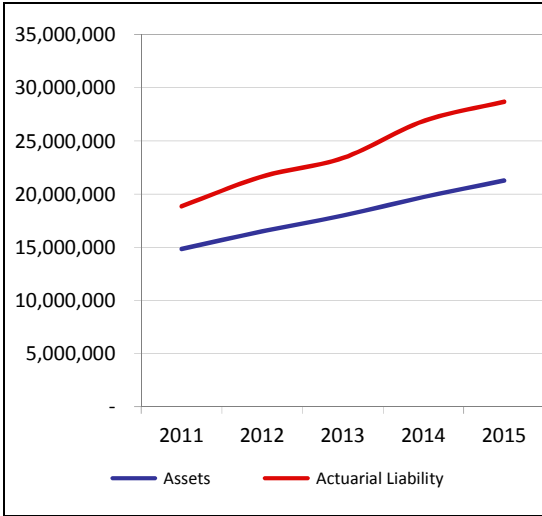


Commentary:

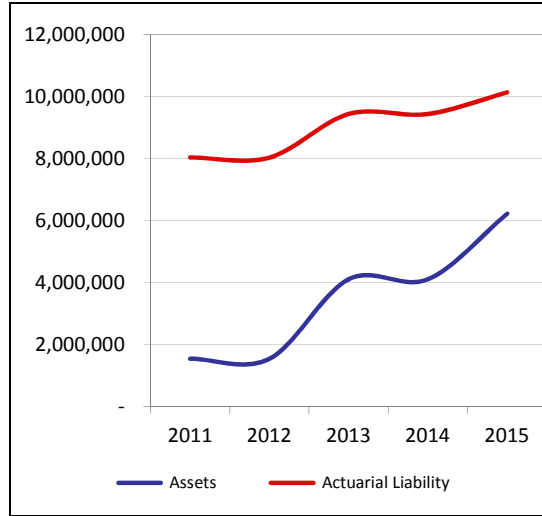
For more information on our unit's finances, contact Tracy Watkins at 734-822-3110.

CITIZENS' GUIDE TO LOCAL UNIT FINANCES - Pittsfield Charter Township - Washtenaw

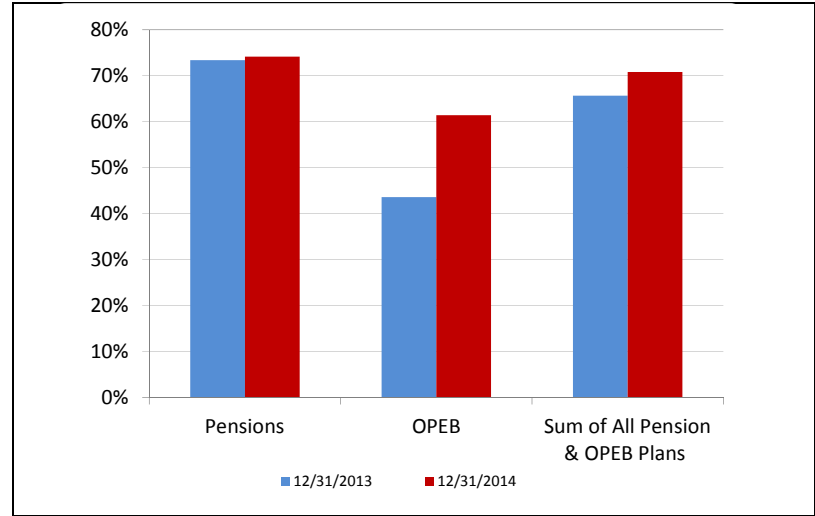
1. Pension funding status



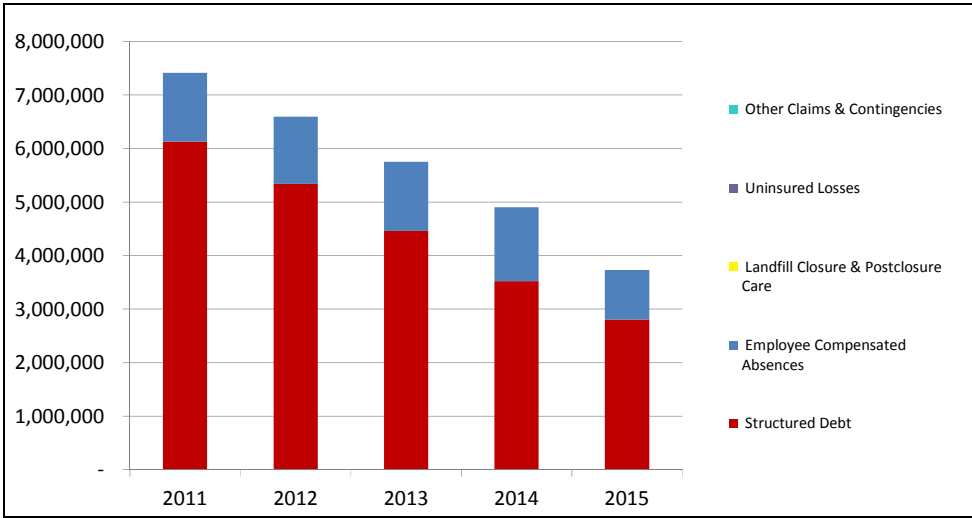
2. Retiree Health care funding status



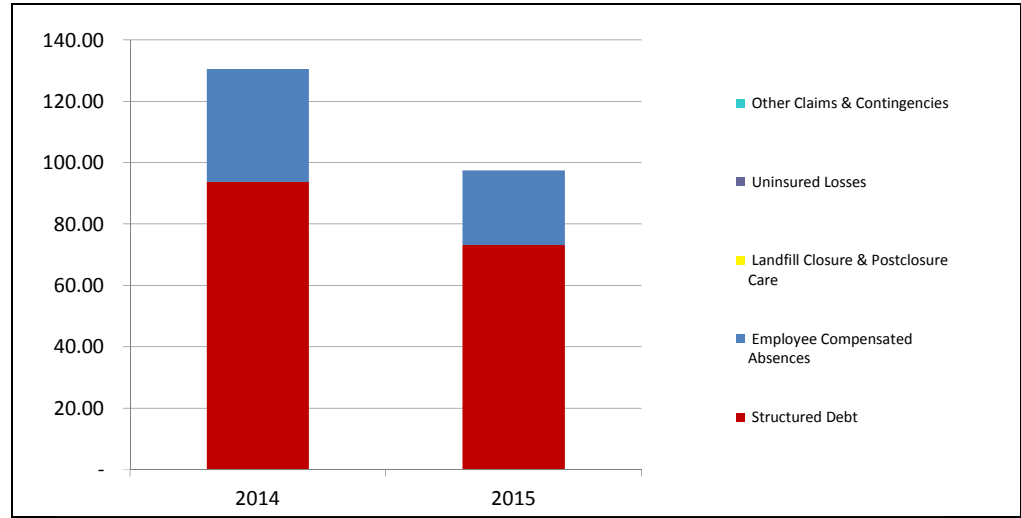
3. Percent funded - compared to the prior year



4. Long Term Debt obligations:



5. Debt & other long term obligations per capita - compared to the prior year



Commentary:

For more information on our unit's finances, contact Tracy Watkins at 734-822-3110.

Performance Dashboard

Local Unit Name: Pittsfield Charter Township
Local Unit Code: 81-1110

	2014	2015	Trend	Performance
Fiscal Stability				
Fiscal Distress Indicator Score	0	0	→ 0.0%	Positive
Annual General Fund expenditures per capita	\$324	\$356	↑ 10.0%	Negative
Fund Balance as % of annual General Fund expenditures	51.1%	37.4%	↓ 26.7%	Negative
Pension % Funded	74%	70%	↓ 5.4%	Negative
Debt burden per capita	\$94	\$73	↓ 21.9%	Positive
Percentage of road funding provided by the General Fund	3.9%	4.0%	↑ 1.5%	Positive
Ratio of pensioners to employees	0.30	0.30	→ 0.0%	Neutral
Number of services delivered via cooperative venture	4	5	↑ 25.0%	Positive
Economic Strength				
Number of Residential Homes	7,194	7,256	↑ 0.9%	Positive
Taxable Value	1,690,849	1,749,669	↑ 3.5%	Positive
Public Safety				
Violent crimes per thousand	2	2	↑ 23.7%	Neutral
Property crimes per thousand	19	17	↓ 12.2%	Positive
Traffic injuries or fatalities	1,533	1,422	↓ 7.2%	Positive
Fire Runs	144	208	↑ 44.4%	Negative
Police Arrests	1,551	1,282	↓ 17.3%	Positive
Quality of Life				
Miles of sidewalks and non-motorized paths/trails as a factor of total miles of local/major roads & streets	305.72	305.72	→ 0.0%	Neutral
Percent of General Fund expenditures committed to arts, culture and recreation	7.4%	7.1%	↓ 4.5%	Negative
Acres of parks per thousand residents	24.2	24.1	→ -0.5%	Neutral
Percent of community being provided with curbside recycling	100%	100%	→ 0.0%	Neutral

Debt Service Report

Local Unit Name: Pittsfield Charter Township
Local Unit Code: 81-1110
Current Fiscal Year End Date: 12/31/2015

Debt Name: Series 2010 Refunding Bond
Issuance Date: 08/11/2010
Issuance Amount: \$3,735,000
Debt Instrument (or Type): Installment
Repayment Source(s): Parks Millage Fund

<u>Years Ending</u>	<u>Principal</u>	<u>Interest</u>	<u>Total</u>
2016	\$ 585,000	\$ 23,220	\$ 608,220
2017	\$ 600,000	\$ 8,100	\$ 608,100
Totals	\$ 1,185,000	\$ 31,320	\$ 1,216,320

Refinanced Bond for the purchase of the Pittsfield Preserve Property

Debt Service Report

Local Unit Name: Pittsfield Charter Township
Local Unit Code: 81-1110
Current Fiscal Year End Date: 12/31/2015

Debt Name: Mallets Creek Drain Serial Bond
Issuance Date: 03/01/2006
Issuance Amount: \$2,180,000
Township Share: 18.93% \$412,706
Debt Instrument (or Type): Special Assessment
Repayment Source(s): Drain Special Assessment

Years Ending	Principal	Interest	Total
2016	\$ 20,825	\$ 3,953	\$ 24,778
2017	\$ 20,825	\$ 3,615	\$ 24,440
2018	\$ 20,825	\$ 3,276	\$ 24,101
2019	\$ 21,771	\$ 2,938	\$ 24,709
2020	\$ 21,771	\$ 2,584	\$ 24,355
2021	\$ 21,771	\$ 2,236	\$ 24,007
2022	\$ 22,718	\$ 1,877	\$ 24,595
2023	\$ 22,718	\$ 1,507	\$ 24,225
2024	\$ 22,718	\$ 1,138	\$ 23,856
2025	\$ 23,664	\$ 771	\$ 24,435
2026	\$ 23,664	\$ 384	\$ 24,048
Totals	\$ 243,270	\$ 24,279	\$ 267,549

Washtenaw County Drain Board set a drain district for the area know as the Mallets Creek Drain projected for drainage improvements consist of the Rehabilitation of a storm water basin in Brown Park.

Debt Service Report

Local Unit Name: Pittsfield Charter Township
Local Unit Code: 81-1110
Current Fiscal Year End Date: 12/31/2015

Debt Name: Michigan Ave East Central Area Drain Serial Bond
Issuance Date: 05/01/2009
Issuance Amount: \$1,720,000
Township Share: 50% \$860,000
Debt Instrument (or Type): Special Assessment
Repayment Source(s): Drain Special Assessment

Years Ending	Principal	Interest	Total
2016	\$ 35,000	\$ 28,105	\$ 63,105
2017	\$ 35,000	\$ 27,077	\$ 62,077
2018	\$ 37,500	\$ 25,750	\$ 63,250
2019	\$ 40,000	\$ 24,315	\$ 64,315
2020	\$ 42,500	\$ 22,726	\$ 65,226
2021	\$ 45,000	\$ 21,055	\$ 66,055
2022	\$ 47,500	\$ 19,124	\$ 66,624
2023	\$ 50,000	\$ 17,100	\$ 67,100
2024	\$ 52,500	\$ 14,922	\$ 67,422
2025	\$ 55,000	\$ 12,617	\$ 67,617
2026	\$ 57,500	\$ 10,079	\$ 67,579
2027	\$ 60,000	\$ 7,405	\$ 67,405
2028	\$ 62,500	\$ 4,557	\$ 67,057
2029	65,000	1,544	66,544
Totals	\$ 685,000	\$ 236,374	\$ 921,374

Washtenaw County Drain Board set the drainage district know as the Michigan Ave. East Central Drain project consists of utilizing an existing pond for regional retention, constructing a sediment fore bay for storm water pretreatment and constructing the associated channels to convey water to the fore bay and pond.

Debt Service Report

Local Unit Name: Pittsfield Charter Township
Local Unit Code: 81-1110
Current Fiscal Year End Date: 12/31/2015

Debt Name: 2004 Capital Improvement Fund
Issuance Date: 04/01/2004
Issuance Amount: \$8,000,000
Debt Instrument (or Type): General Obligation
Repayment Source(s): Enterprise Fund: Water & Sewer Fund

<u>Years Ending</u>	<u>Principal</u>	<u>Interest</u>	<u>Total</u>
2016	\$ 285,000	\$ 217,852	\$ 502,852
2017	\$ 300,000	\$ 207,611	\$ 507,611
2018	\$ 310,000	\$ 196,629	\$ 506,629
2019	\$ 325,000	\$ 184,878	\$ 509,878
2020	\$ 340,000	\$ 172,239	\$ 512,239
2021	\$ 360,000	\$ 158,494	\$ 518,494
2022	\$ 375,000	\$ 143,794	\$ 518,794
2023	\$ 395,000	\$ 128,196	\$ 523,196
2024	\$ 415,000	\$ 111,539	\$ 526,539
2025	\$ 435,000	\$ 93,845	\$ 528,845
2026	\$ 455,000	\$ 74,928	\$ 529,928
2027	\$ 480,000	\$ 54,825	\$ 534,825
2028	\$ 505,000	\$ 33,647	\$ 538,647
2029	\$ 530,000	\$ 11,395	\$ 541,395
Totals	\$ 5,510,000	\$ 1,789,872	\$ 7,299,872

Construction of the Textile Road Booster Station.

Debt Service Report

Local Unit Name: Pittsfield Charter Township
Local Unit Code: 81-1110
Current Fiscal Year End Date: 12/31/2015

Debt Name: Act 94 Water Supply System Revenue Bonds
Issuance Date: 10/01/2010
Issuance Amount: \$4,086,080
Debt Instrument (or Type): General Obligation
Repayment Source(s): Enterprise Fund: Water & Sewer Fund

<u>Years Ending</u>	<u>Principal</u>	<u>Interest</u>	<u>Total</u>
2016	\$ 190,000	\$ 84,277	\$ 274,277
2017	\$ 195,000	\$ 79,527	\$ 274,527
2018	\$ 195,000	\$ 74,652	\$ 269,652
2019	\$ 200,000	\$ 69,777	\$ 269,777
2020	\$ 205,000	\$ 64,777	\$ 269,777
2021	\$ 210,000	\$ 59,652	\$ 269,652
2022	\$ 220,000	\$ 64,402	\$ 284,402
2023	\$ 225,000	\$ 48,902	\$ 273,902
2024	\$ 230,000	\$ 43,277	\$ 273,277
2025	\$ 235,000	\$ 37,527	\$ 272,527
2026	\$ 240,000	\$ 31,652	\$ 271,652
2027	\$ 245,000	\$ 25,652	\$ 270,652
2028	\$ 255,000	\$ 19,527	\$ 274,527
2029	\$ 260,000	\$ 13,152	\$ 273,152
2030	\$ 266,080	\$ 6,652	\$ 272,732
Totals	\$ 3,371,080	\$ 723,405	\$ 4,094,485

2009 Water Main Improvement project. Replacement of an 6-inch Water Main within the north/south limits of Washtenaw Ave and Packard Rd and within the east/west limits of Carpenter Rd. and Foster Rd, and Rehabilitation of water mains along Washtenaw Rod and Packard Street, located within the east/west limits of Golfside Avenue and Carpenter Road.

Projected Budget Report

Local Unit Name: Pittsfield Charter Township
Local Unit Code: 81-1110
Current Fiscal Year End Date: 12/31/2016
Fund Name: General Fund

REVENUES	Current Year Budget	Percentage Change	Year 2 Budget	Assumptions
Property Taxes	\$ 7,275,801	2.25 %	\$ 7,439,174	Taxable Value increased by 2.25%
Other Taxes	\$ 66,000	(22.73) %	\$ 51,000	
State Revenue Sharing	\$ 2,848,780	(3.19) %	\$ 2,758,000	
Income Tax	\$ -	-	\$ -	
Fines & Fees	\$ 1,079,600	4.65 %	\$ 1,129,800	
Licenses & Permits	\$ 652,800	3.83 %	\$ 677,800	
Interest Income	\$ 45,000	-	\$ 45,000	
Grant Revenues	\$ -	-	\$ -	
Other Revenues	\$ 2,167,651	-	\$ 2,784,172	
Interfund Transfers (In)	\$ -	%	\$ -	
Total Revenues	\$ 14,135,632		\$ 14,884,946	
EXPENDITURES				
General Government	\$ 4,329,796	3.62 %	\$ 4,486,356	Local Road Maintenance Increase due to new development Ground Maintenance included
Police and Fire	\$ -	-	\$ -	
Other Public Safety	\$ -	-	\$ -	
Roads	\$ 1,050,000	47.62 %	\$ 1,550,000	
Other Public Works	\$ 122,132	38.51 %	\$ 169,164	
Health and Welfare	\$ -	-	\$ -	
Community & Economic Development	\$ 617,196	5.54 %	\$ 651,414	
Recreation & Culture	\$ 1,154,878	25.55 %	\$ 1,449,939	
Capital Outlay	\$ 200,000	-	\$ 200,000	
Debt Service	\$ -	-	\$ -	
Other Expenditures	\$ 900,000	(2.44) %	\$ 878,073	
Interfund Transfers (Out)	\$ 5,761,630	(4.54) %	\$ 5,500,000	
Total Expenditures	\$ 14,135,632		\$ 14,884,946	
Net Revenues (Expenditures)	\$ -		\$ -	
Beginning Fund Balance	\$ 6,187,532		\$ 6,187,532	
Ending Fund Balance	\$ 6,187,532		\$ 6,187,532	

Commentary: